

GlassChekPlus

Inspection of High Risk Products in Glass Jars



Brand Protection

Multi-beam technology provides the best "glass in glass" detection on the market.

Unique beam configuration offers inspection in both the vertical and horizontal planes improving detection of glass shards.



Low Cost of Ownership

Low energy x-rays eliminate the need for water-cooling the cabinet system.

The beam configuration suits all jar sizes eliminating expensive engineer visits from the manufacturer to realign beams.



Improved Productivity

METTLER TOLEDO SAFELINE's adaptive technology maintains optimal sensitivity of detection by accounting for natural variations in glass jars, reducing the false reject rate.

The system can also measure product fill levels.



Increased Efficiencies

The GlassChekPlus can automatically change speed to match production line speeds.



Unsurpassed Detection

Simultaneously scanning with one vertical and three horizontal x-ray beams significantly increases the overall inspection coverage in jars.

Angled beams and adaptive software reduce blind spots and optimize detection in the most challenging areas - base, sidewalls and neck.



GlassChekPlus

X-ray Inspection System

The GlassChekPlus is a revolutionary new detection system for monitoring high risk products in glass jars.

Foreign body detection in glass jars is particularly challenging due to the varying thickness of the glass walls and base, which can be as much as 20%. The GlassChekPlus software plots the individual dimensions of every jar that passes through, detecting contaminants in the product as well as possible inclusions in the glass jar itself.

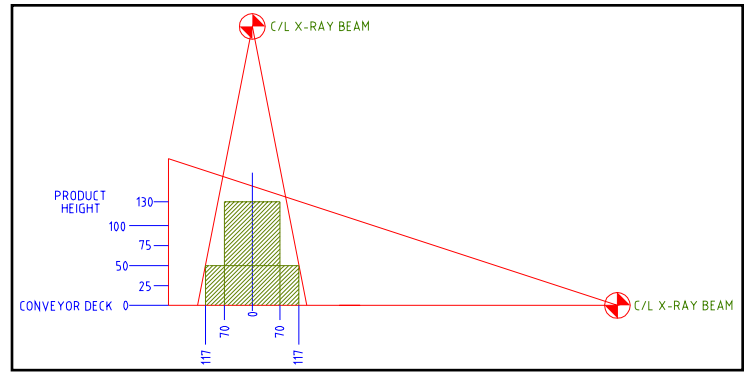
The GlassChekPlus is especially effective for wide necked jars and offers superior detection on shards of glass, utilizing four x-ray beams cover many possible orientations of placement.

GlassChekPlus

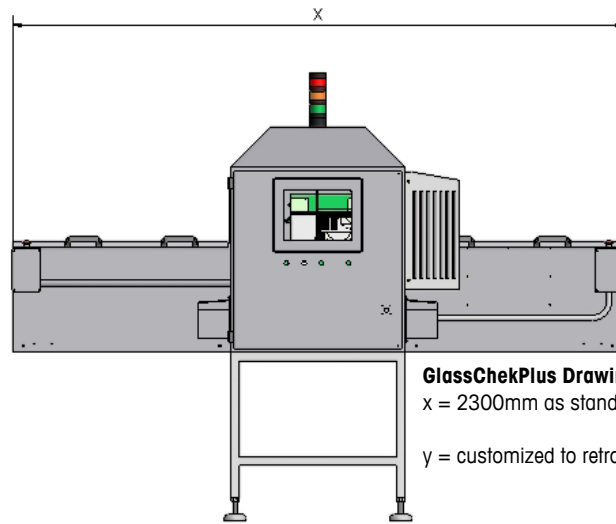
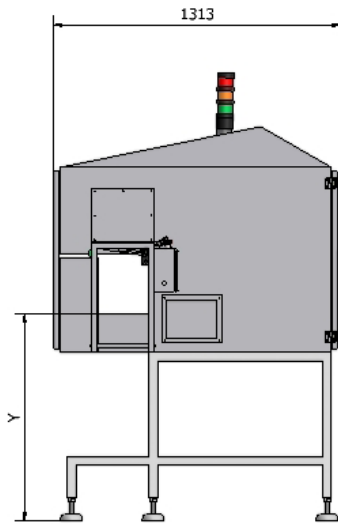
Inspection of High Risk Products in Glass Jars

Features and Benefits

- **Increased brand protection** due to outstanding contamination detection using four x-rays beams simultaneously
- **Maximum probability of detection** of foreign bodies, regardless of orientation and location within the jar
- **Minimum downtime** with no manual realignment of beams required for different sized jars
- **Maximum uptime** – user friendly, intuitive interface ensures product menus can be set up or adjusted by line operators, without the involvement of an engineer
- **Easy integration** into production lines due to small footprint
- **Automation** – An optional bar code reader facilitates automatic product changeover
- **High throughputs** of 1000 jars per minute as standard, up to 1500 jars per minute with an optional software upgrade
- **Full traceability** – identification of the user, all events, hourly tests and reject images are logged



GlassChekPlus x-ray beam diagram
Shows two different jar width and height examples



GlassChekPlus Drawing
x = 2300mm as standard
y = customized to retro-fit into existing lines

GlassChekPlus Specifications

Adaptive Software	Automatic product variation compensation and real time display
Traceability	Full event log including changes of parameters, products and users
Connectivity	External USB or Ethernet ports directly or via OMAC compliant OPC server
Power Requirements	110V (60Hz) / 230V (50Hz)
Power Options	X-ray generator options 80Kv 4.5mA or 120Kv 3.5mA
Input Method	Full color Touchscreen
Sensor	Highly stable USB detector with a choice of resolutions
Reject Configuration	Optional pusher and multi step



Safeline - making your products safer

Mettler-Toledo Safeline

6005 Benjamin Road, Tampa, FL 33634, USA
Toll Free: 800-447-4439
Tel: 813-889-9500
Fax: 813-881-0840
E-mail: safeline.sales@mt.com

www.mt.com/safelineus

For more information

Subject to technical changes.
6/08 Mettler-Toledo Safeline
Printed in the United States

SXR-10